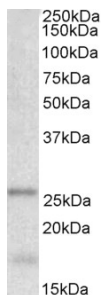


Anti-TPPP Antibody (A84756)

Specifications:

Name:	Anti-TPPP Antibody
Description:	Goat polyclonal antibody to TPPP.
Applications:	ELISA, WB, IHC
Reactivity:	Human, Mouse, Rat
Immunogen:	Synthetic peptide corresponding to Human TPPP (internal region).
Sequence:	C-DPSKDRAAKRLSLES
Host:	Goat
Clonality:	Polyclonal
Isotype:	IgG
Conjugate:	Unconjugated
Purification:	Purified from goat serum by ammonium sulphate precipitation followed by antigen affinity chromatography using the immunizing peptide.
Concentration:	100 µg at 0.5 mg/ml.
Product Form:	Liquid
Formulation:	Supplied in Tris Buffered Saline, pH 7.30, with 0.02% Sodium Azide and 0.5% BSA.
Storage:	Shipped at 4°C. Upon delivery aliquot and store at -20°C. Avoid freeze / thaw cycles.
Disclaimer:	This product is for research use only. It is not intended for diagnostic or therapeutic use.

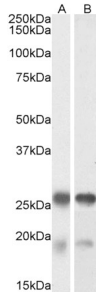
Images:



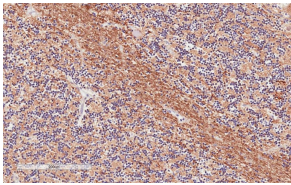
Anti-TPPP Antibody (A84756) (0.001 µg/ml) staining of Human Cerebellum lysate (35 µg protein in RIPA buffer). Primary incubation was 1 hour. Detected by chemiluminescence.

Anti-TPPP Antibody (A84756)

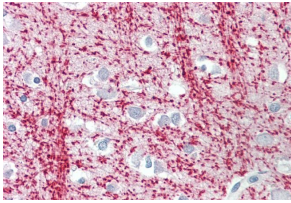
Images continued:



Anti-TPPP Antibody (A84756) (0.001 μ g/ml) staining of Mouse (A) and Rat (B) Brain lysate (35 μ g protein in RIPA buffer). Primary incubation was 1 hour. Detected by chemiluminescence



Anti-TPPP Antibody (A84756) (2 μ g/ml) staining of paraffin embedded Human Cerebellum. Microwaved antigen retrieval with citrate buffer pH 6, HRP-staining.



Anti-TPPP Antibody (A84756) (3.75 μ g/ml) staining of paraffin embedded Human Cortex. Steamed antigen retrieval with citrate buffer pH 6, AP-staining.