

Anti-YARS Antibody (A96106)

Specifications:

Name:	Anti-YARS Antibody
Description:	Rabbit polyclonal antibody to YARS.
Applications:	WB, IHC, ELISA
Recommended Dilutions:	WB: 1:500-1:2000, IHC-P: 1:50-1:300, ELISA: 1:10000
Reactivity:	Human, Mouse, Rat
Immunogen:	Synthetic peptide derived from the C-terminal region of human YARS (amino acids 451-500).
Host:	Rabbit
Clonality:	Polyclonal
Isotype:	IgG
Conjugate:	Unconjugated
Purification:	The antibody was affinity-purified from rabbit antiserum by affinity-chromatography using epitope-specific peptide.
Molecular Weight:	59kDa
Product Form:	Liquid
Formulation:	Supplied in Phosphate Buffered Saline (without Mg ²⁺ and Ca ²⁺), pH 7.4, with 150mM NaCl, 0.02% Sodium Azide, and 50% Glycerol.
Storage:	Shipped at 4°C. Upon delivery aliquot and store at -20°C. Avoid freeze / thaw cycles.
Disclaimer:	This product is for research use only. It is not intended for diagnostic or therapeutic use.

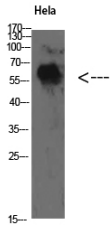
Images:

Western blot analysis of extracts from Hela cells using Anti-YARS Antibody.

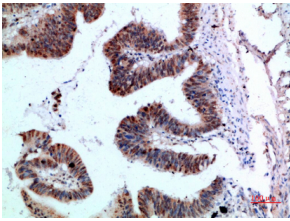


Anti-YARS Antibody (A96106)

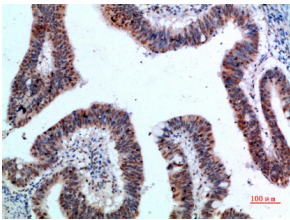
Images continued:



Western blot analysis of HeLa cells using Anti-YARS Antibody.



Immunohistochemical analysis of paraffin-embedded human colon cancer using Anti-YARS Antibody.



Immunohistochemical analysis of paraffin-embedded human colon cancer using Anti-YARS Antibody.