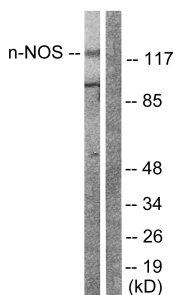


Anti-nNOS Antibody (A96376)

Specifications:

Name:	Anti-nNOS Antibody
Description:	Rabbit polyclonal antibody to nNOS.
Applications:	WB, IF, ELISA
Recommended Dilutions:	WB: 1:500-1:1000, IF: 1:100-1:500, ELISA: 1:1000
Reactivity:	Human, Mouse, Rat
Immunogen:	Synthetic peptide derived from human nNOS (amino acids 818-867).
Host:	Rabbit
Clonality:	Polyclonal
Isotype:	IgG
Conjugate:	Unconjugated
Purification:	Purified from rabbit serum by antigen affinity chromatography using the immunizing peptide.
Molecular Weight:	160kDa
Product Form:	Liquid
Formulation:	Supplied in Phosphate Buffered Saline (without Mg ²⁺ and Ca ²⁺), pH 7.4, with 150mM NaCl, 0.02% Sodium Azide, and 50% Glycerol.
Storage:	Shipped at 4°C. Upon delivery aliquot and store at -20°C. Avoid freeze / thaw cycles.
Disclaimer:	This product is for research use only. It is not intended for diagnostic or therapeutic use.

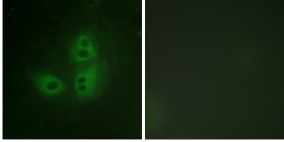
Images:



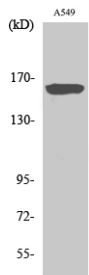
Western blot analysis of lysates from Raw264.7 cells, treated with INF 2500u/ml 10' using Anti-nNOS Antibody. The right hand lane represents a negative control, where the antibody is blocked by the immunising peptide.

Anti-nNOS Antibody (A96376)

Images continued:



Immunofluorescence analysis of HeLa cells using Anti-nNOS Antibody. The right hand panel represents a negative control, where the antibody was pre-incubated with the immunising peptide.



Western blot analysis of various cells using Anti-nNOS Antibody.