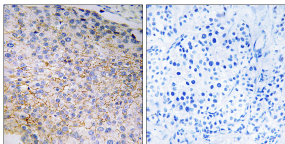


## Anti-NOX3 Antibody (A97774)

### Specifications:

Name:	Anti-NOX3 Antibody
Description:	Rabbit polyclonal antibody to NOX3.
Applications:	IHC, ELISA
Recommended Dilutions:	IHC: 1:50-1:100, ELISA: 1:40000
Reactivity:	Human, Mouse, Rat
Immunogen:	Synthetic peptide derived from human NOX3 (amino acids 287-336).
Host:	Rabbit
Clonality:	Polyclonal
Isotype:	IgG
Conjugate:	Unconjugated
Purification:	Purified from rabbit serum by antigen affinity chromatography using the immunizing peptide.
Molecular Weight:	64kDa
Product Form:	Liquid
Formulation:	Supplied in Phosphate Buffered Saline (without Mg <sup>2+</sup> and Ca <sup>2+</sup> ), pH 7.4, with 150mM NaCl, 0.02% Sodium Azide, and 50% Glycerol.
Storage:	Shipped at 4°C. Upon delivery aliquot and store at -20°C. Avoid freeze / thaw cycles.
Disclaimer:	This product is for research use only. It is not intended for diagnostic or therapeutic use.

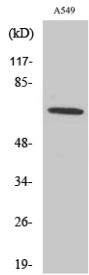
### Images:



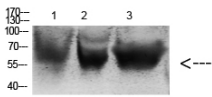
Immunohistochemical analysis of paraffin-embedded human breast carcinoma tissue using Anti-NOX3 Antibody. The right hand panel represents a negative control, where the antibody was pre-incubated with the immunising peptide.

# Anti-NOX3 Antibody (A97774)

Images continued:



Western blot analysis of various cells using Anti-NOX3 Antibody.



1 mouse-brain  
2 HELA  
3 A549

Western blot analysis of various cell Lysate using Anti-NOX3 Antibody.