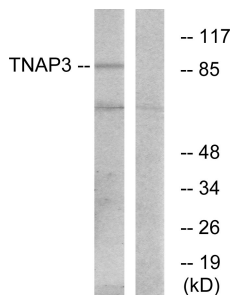


## Anti-TNAP3 Antibody (A97833)

### Specifications:

Name:	Anti-TNAP3 Antibody
Description:	Rabbit polyclonal antibody to TNAP3.
Applications:	WB, IF, ELISA
Recommended Dilutions:	WB: 1:500-1:1000, IF: 1:100-1:500, ELISA: 1:20000
Reactivity:	Human, Mouse
Immunogen:	Synthetic peptide derived from human TNAP3 (amino acids 321-370).
Host:	Rabbit
Clonality:	Polyclonal
Isotype:	IgG
Conjugate:	Unconjugated
Purification:	Purified from rabbit serum by antigen affinity chromatography using the immunizing peptide.
Molecular Weight:	89kDa
Product Form:	Liquid
Formulation:	Supplied in Phosphate Buffered Saline (without Mg <sup>2+</sup> and Ca <sup>2+</sup> ), pH 7.4, with 150mM NaCl, 0.02% Sodium Azide, and 50% Glycerol.
Storage:	Shipped at 4°C. Upon delivery aliquot and store at -20°C. Avoid freeze / thaw cycles.
Disclaimer:	This product is for research use only. It is not intended for diagnostic or therapeutic use.

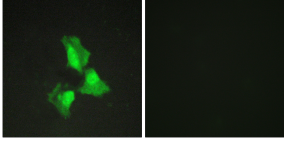
### Images:



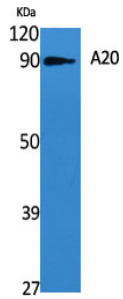
Western blot analysis of lysates from RAW264.7 cells using Anti-TNAP3 Antibody. The right hand lane represents a negative control, where the antibody is blocked by the immunising peptide.

## Anti-TNAP3 Antibody (A97833)


Images continued:



Immunofluorescence analysis of HepG2 cells using Anti-TNAP3 Antibody. The right hand panel represents a negative control, where the antibody was pre-incubated with the immunising peptide.



Western blot analysis of various cells using Anti-TNAP3 Antibody.



Western blot analysis of 293 cells using Anti-TNAP3 Antibody.