


Anti-NQO1 Antibody (A101354)

Specifications:

Name:	Anti-NQO1 Antibody
Description:	Rabbit polyclonal antibody to NQO1.
Applications:	WB, ELISA
Recommended Dilutions:	WB: 1:500-1:1000, ELISA: 1:10000
Reactivity:	Human
Immunogen:	Synthetic peptide derived from human NQO1 (amino acids 203-252).
Host:	Rabbit
Clonality:	Polyclonal
Isotype:	IgG
Conjugate:	Unconjugated
Purification:	Purified from rabbit serum by antigen affinity chromatography using the immunizing peptide.
Molecular Weight:	30kDa
Product Form:	Liquid
Formulation:	Supplied in Phosphate Buffered Saline (without Mg ²⁺ and Ca ²⁺), pH 7.4, with 150mM NaCl, 0.02% Sodium Azide, and 50% Glycerol.
Storage:	Shipped at 4°C. Upon delivery aliquot and store at -20°C. Avoid freeze / thaw cycles.
Disclaimer:	This product is for research use only. It is not intended for diagnostic or therapeutic use.

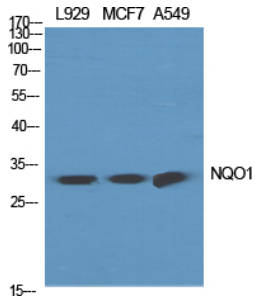
Images:




Western blot analysis of lysate from HeLa cells using Anti-NQO1 Antibody.

Anti-NQO1 Antibody (A101354)

Images continued:



Western blot analysis of various cells using Anti-NQO1 Antibody.



Western blot analysis of Jurkat cells using Anti-NQO1 Antibody.