

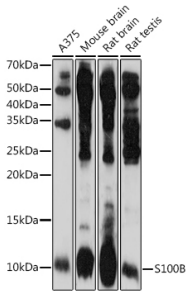
Anti-S100 beta Antibody (A17137)

Specifications:

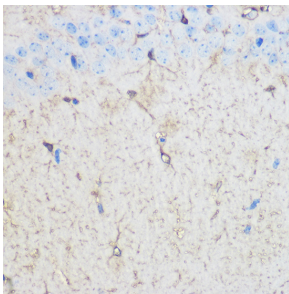
Name:	Anti-S100 beta Antibody
Description:	Rabbit polyclonal antibody to S100 beta.
Applications:	WB, IHC, ICC/IF, IP
Recommended Dilutions:	WB: 1:500-1:1,000, IHC: 1:50-1:200, ICC/IF: 1:50-1:200, IP: 1:100-1:500
Reactivity:	Human, Mouse, Rat
Immunogen:	Recombinant fusion protein containing a sequence corresponding to amino acids 1-92 of human S100B (NP_006263.1).
Sequence:	MSELEKAMVALIDVFHQYSGREGDKHKLKKSELKELINNELSHFLEEIKEQEVVDKVM ETLDNDGDGECDFQEFMAFVAMVTTACHEFFEHE
Host:	Rabbit
Clonality:	Polyclonal
Isotype:	IgG
Conjugate:	Unconjugated
Purification:	Affinity purification.
Molecular Weight:	11 kDa
Product Form:	Liquid
Formulation:	Supplied in Phosphate Buffered Saline, pH 7.3, with 50% Glycerol and 0.01% Thiomersal.
Storage:	Shipped at 4°C. Upon delivery aliquot and store at -20°C. Avoid freeze / thaw cycles.
Disclaimer:	This product is for research use only. It is not intended for diagnostic or therapeutic use.

Anti-S100 beta Antibody (A17137)

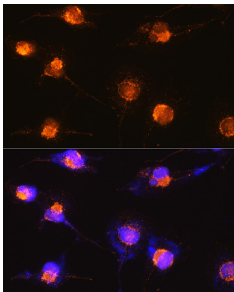
Images:



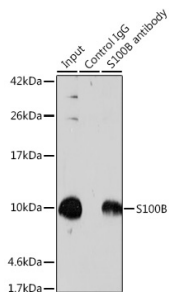
Western blot analysis of extracts of various cell lines, using Anti-S100 beta Antibody (A17137) at 1:1,000 dilution. The secondary antibody was Goat Anti-Rabbit IgG H&L Antibody (HRP) at 1:10,000 dilution. Lysates/proteins were present at 25 μ g per lane. The blocking buffer used was 3% non-fat dry milk in TBST. Detection was with a ECL Enhanced Kit (RM00021). Exposure time: 180s.



Immunohistochemistry analysis of paraffin-embedded mouse brain using Anti-S100 beta Antibody (A17137) at a dilution of 1:100 (40x lens). Perform microwave antigen retrieval with 10 mM PBS buffer pH 7.2 before commencing with IHC staining protocol.



Immunofluorescence analysis of U-251 MG cells using Anti-S100 beta Antibody (A17137) at a dilution of 1:100 (40x lens). DAPI was used to stain the cell nuclei (blue).



Immunoprecipitation analysis of 600 μ g extracts of mouse brain cells using 3 μ g of Anti-S100 beta Antibody (A17137). This Western blot was performed on the immunoprecipitate using Anti-S100 beta Antibody (A17137) at a dilution of 1:500.