

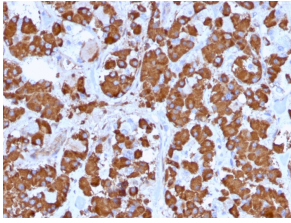
Anti-Growth Hormone Antibody [GH/1371] (A248713)

Specifications:

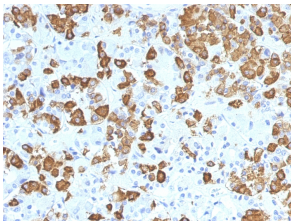
Name:	Anti-Growth Hormone Antibody [GH/1371]
Description:	Mouse monoclonal [GH/1371] antibody to Growth Hormone.
Applications:	IHC-P
Recommended Dilutions:	IHC-P: 1-2 µg/ml
Reactivity:	Human
Immunogen:	Recombinant fragment, within amino acids 58-187, of human Growth Hormone. The exact sequence is proprietary.
Host:	Mouse
Clonality:	Monoclonal
Clone ID:	GH/1371
Isotype:	IgG2b
Light Chains:	kappa
Conjugate:	Unconjugated
Purification:	Protein A/G chromatography.
Concentration:	200 µg/ml
Product Form:	Liquid
Formulation:	Supplied in 10mM Phosphate Buffered Saline with 0.05% BSA and 0.05% Sodium Azide.
Storage:	Shipped at 4°C. Upon delivery aliquot and store at -20°C. Avoid freeze / thaw cycles.
General Notes:	This monoclonal antibody is also available in a different formulation without BSA and Sodium Azide - Anti-Growth Hormone Antibody [GH/1371] - BSA and Azide free (A251895).
Disclaimer:	This product is for research use only. It is not intended for diagnostic or therapeutic use.

Anti-Growth Hormone Antibody [GH/1371] (A248713)

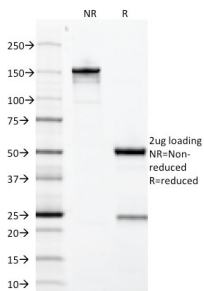
Images:



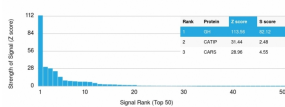
Immunohistochemical analysis of formalin-fixed, paraffin-embedded human pituitary using Anti-Growth Hormone Antibody [GH/1371].



Immunohistochemical analysis of formalin-fixed, paraffin-embedded human pituitary using Anti-Growth Hormone Antibody [GH/1371].



SDS-PAGE analysis of Anti-Growth Hormone Antibody [GH/1371] under non-reduced and reduced conditions; showing intact IgG and intact heavy and light chains, respectively. SDS-PAGE analysis confirms the integrity and purity of the antibody.



Analysis of protein array containing more than 19,000 full-length human proteins using Anti-Growth Hormone Antibody [GH/1371]. Z-Score and S-Score: The Z-score represents the strength of a signal that a monoclonal antibody (MAb) (in combination with a fluorescently-tagged anti-IgG secondary antibody) produces when binding to a particular protein on the HuProt™ array. Z-scores are described in units of standard deviations (SD's) above the mean value of all signals generated on that array. If targets on HuProt™ are arranged in descending order of the Z-score, the S-score is the difference (also in units of SD's) between the Z-score. S-score therefore represents the relative target specificity of a MAb to its intended target; a MAb is considered to be specific to its intended target, if the MAb has an S-score of at least 2.5. For example, if a MAb binds to protein X with a Z-score of 43 and to protein Y with a Z-score of 14, then the S-score for the binding of that MAb to protein X is equal to 29.