

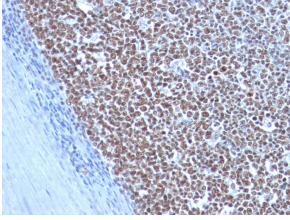
## Anti-Cyclin B1 Antibody [CCNB1/1098] (A250460)

### Specifications:

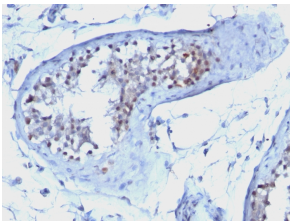
Name:	Anti-Cyclin B1 Antibody [CCNB1/1098]
Description:	Mouse monoclonal [CCNB1/1098] antibody to Cyclin B1.
Applications:	IHC-P
Recommended Dilutions:	IHC-P: 1-2 µg/ml
Reactivity:	Human, Mouse
Immunogen:	Recombinant full-length human CCNB1 protein.
Host:	Mouse
Clonality:	Monoclonal
Clone ID:	CCNB1/1098
Isotype:	IgG1
Light Chains:	kappa
Conjugate:	Unconjugated
Purification:	Protein A/G chromatography.
Concentration:	200 µg/ml
Product Form:	Liquid
Formulation:	Supplied in 10mM Phosphate Buffered Saline with 0.05% BSA and 0.05% Sodium Azide.
Storage:	Shipped at 4°C. Upon delivery aliquot and store at -20°C. Avoid freeze / thaw cycles.
General Notes:	This monoclonal antibody is also available in a different formulation without BSA and Sodium Azide - Anti-Cyclin B1 Antibody [CCNB1/1098] - BSA and Azide free (A253640).
Disclaimer:	This product is for research use only. It is not intended for diagnostic or therapeutic use.

## Anti-Cyclin B1 Antibody [CCNB1/1098] (A250460)

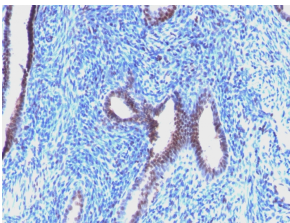
### Images:



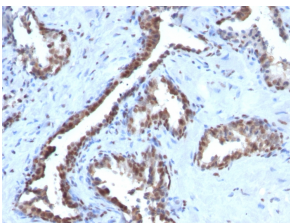
Immunohistochemical analysis of formalin-fixed, paraffin-embedded human tonsil using Anti-Cyclin B1 Antibody [CCNB1/1098].



Immunohistochemical analysis of formalin-fixed, paraffin-embedded human testicular carcinoma using Anti-Cyclin B1 Antibody [CCNB1/1098].



Immunohistochemical analysis of formalin-fixed, paraffin-embedded human endometrial carcinoma using Anti-Cyclin B1 Antibody [CCNB1/1098].



Immunohistochemical analysis of formalin-fixed, paraffin-embedded human prostate carcinoma using Anti-Cyclin B1 Antibody [CCNB1/1098].