

## Anti-GnRHR Antibody [F1G4] - BSA and Azide free (A251924)

### Specifications:

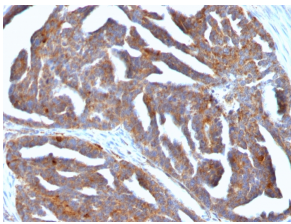
Name:	Anti-GnRHR Antibody [F1G4] - BSA and Azide free
Description:	Mouse monoclonal [F1G4] antibody to GnRHR.
Specificity:	This antibody recognizes an epitope on the extracellular domain of gonadotropin releasing hormone (GnRH) receptor or luteinizing hormone receptor (LHCGR). Lutropin (also designated luteinizing hormone) plays a role in spermatogenesis and ovulation by stimulating the testes and ovaries to produce steroids. Gonadotropin (also designated choriogonadotropin) production in the placenta maintains estrogen and progesterone levels during the first trimester of pregnancy. Ovaries and testes abundantly express luteinizing hormone/choriogonadotropin receptor. GnRH receptor contains seven hydrophobic transmembrane domains connected by hydrophilic extracellular and intracellular loops characteristic of G-protein coupled receptors. GnRH stimulates the gonadotrophs of the anterior pituitary to secrete luteinizing hormone (LH) as well as follicle-stimulating hormone (FSH). GnRH influences the protective effect of pregnancy and Gonadotropin against breast cancer. The expression of GnRH on breast carcinoma correlates in part to the degree of tumor differentiation. GnRH-positive breast tumors occur more frequently in tumors with greater cell differentiation in premenopausal women. GnRH is present in luteal and granulosa cells as well as in ovarian cell membrane preparations.
Applications:	Flow Cytometry, IF, WB, IHC-P
Recommended Dilutions:	Flow Cytometry: 1-2 µg/million cells, IF: 1-2 µg/ml, WB: 1-2 µg/ml, IHC-P: 1-2 µg/ml
Reactivity:	Human, Rat
Cross Reactivity:	This antibody is predicted to cross react with Porcine and Rabbit.
Immunogen:	Synthetic peptide corresponding to amino acids 1-29 of human GnRH receptor.
Sequence:	MANSASPEQNHCSAINNSIPLMQGNLPY
Host:	Mouse
Clonality:	Monoclonal
Clone ID:	F1G4
Isotype:	IgG1
Light Chains:	kappa
Conjugate:	Unconjugated
Purification:	Protein A/G chromatography.

## Anti-GnRHR Antibody [F1G4] - BSA and Azide free (A251924)

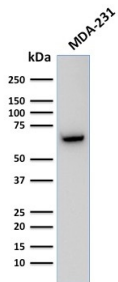
### Specifications continued:

Concentration:	1 mg/ml
Product Form:	Liquid
Formulation:	Supplied in 10mM Phosphate Buffered Saline; without Sodium Azide and carrier free.
Storage:	Shipped at 4°C. Upon delivery aliquot and store at -20°C. Avoid freeze / thaw cycles.
General Notes:	This monoclonal antibody is also available in a different formulation with BSA and Sodium Azide - Anti-GnRHR Antibody [F1G4] (A248742).
Disclaimer:	This product is for research use only. It is not intended for diagnostic or therapeutic use.

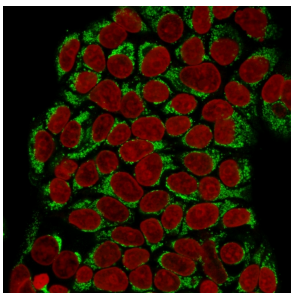
### Images:



Immunohistochemical analysis of formalin-fixed, paraffin-embedded human ovarian tumor using Anti-GnRHR Antibody [F1G4].



Western blot analysis of human MDA-231 cell lysate using Anti-GnRHR Antibody [F1G4].



Immunofluorescent analysis of MCF-7 cells stained with Anti-GnRHR Antibody [F1G4] followed by Goat Anti-Mouse IgG (CF@ 488) (Green). The nuclear counterstain is RedDot (Red).