

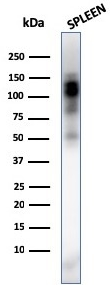
Anti-CD11b Antibody [ITGAM/3338] - BSA and Azide free (A252247)

Specifications:

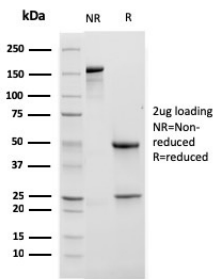
Name:	Anti-CD11b Antibody [ITGAM/3338] - BSA and Azide free
Description:	Mouse monoclonal [ITGAM/3338] antibody to CD11b.
Applications:	WB, IHC-P
Recommended Dilutions:	WB: 1-2 µg/ml, IHC-P: 1-2 µg/ml
Reactivity:	Human
Immunogen:	Recombinant fragment, around amino acids 941-1074, of human ITGAM protein. The exact sequence is proprietary.
Host:	Mouse
Clonality:	Monoclonal
Clone ID:	ITGAM/3338
Isotype:	IgG1
Light Chains:	kappa
Conjugate:	Unconjugated
Purification:	Protein A/G chromatography.
Concentration:	1 mg/ml
Product Form:	Liquid
Formulation:	Supplied in 10mM Phosphate Buffered Saline; without Sodium Azide and carrier free.
Storage:	Shipped at 4°C. Upon delivery aliquot and store at -20°C. Avoid freeze / thaw cycles.
General Notes:	This monoclonal antibody is also available in a different formulation with BSA and Sodium Azide - Anti-CD11b Antibody [ITGAM/3338] (A249067).
Disclaimer:	This product is for research use only. It is not intended for diagnostic or therapeutic use.

Anti-CD11b Antibody [ITGAM/3338] - BSA and Azide free (A252247)

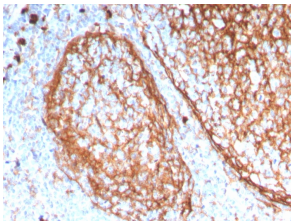
Images:



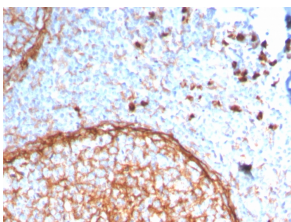
Western blot analysis of spleen tissue lysate using Anti-CD11b Antibody [ITGAM/3338].



SDS-PAGE analysis of Anti-CD11b Antibody [ITGAM/3338] under non-reduced and reduced conditions; showing intact IgG and intact heavy and light chains, respectively. SDS-PAGE analysis confirms the integrity and purity of the antibody.



Immunohistochemical analysis of formalin-fixed, paraffin-embedded human tonsil using Anti-CD11b Antibody [ITGAM/3338].



Immunohistochemical analysis of formalin-fixed, paraffin-embedded human tonsil using Anti-CD11b Antibody [ITGAM/3338].