

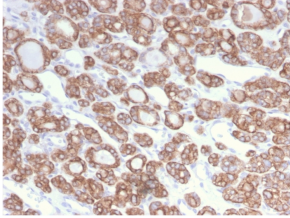
Anti-Cytokeratin 18 Antibody [KRT18/2808R] - BSA and Azide free (A252385)

Specifications:

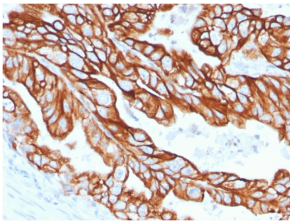
Name:	Anti-Cytokeratin 18 Antibody [KRT18/2808R] - BSA and Azide free
Description:	Recombinant rabbit monoclonal [KRT18/2808R] antibody to Cytokeratin 18.
Specificity:	This antibody reacts with a wide variety of simple epithelia. It does not react with stratified squamous epithelia. It reacts with epithelial tumors of the gastrointestinal tract, lung, breast, pancreas, ovary, and thyroid. Cytokeratin 18, which belongs to the type A (acidic) subfamily of low molecular weight keratins, exists in combination with cytokeratin 8. It is reported that tissues from gastrointestinal tract are positive for both cytokeratin 8 and 18 but do not contain cytokeratin 14. Tissues from gastrointestinal tract, respiratory tract and urogenital tract, as well as endocrine and exocrine tissues and mesothelial cells are positive for cytokeratin 18.
Applications:	Flow Cytometry, IF, WB, IHC-P
Recommended Dilutions:	Flow Cytometry: 1-2 µg/million cells, IF: 1-2 µg/ml, WB: 1-2 µg/ml, IHC-P: 1-2 µg/ml
Reactivity:	Human
Immunogen:	Recombinant full-length human KRT18 protein.
Host:	Rabbit
Clonality:	Monoclonal
Clone ID:	KRT18/2808R
Isotype:	IgG
Conjugate:	Unconjugated
Purification:	Protein A/G chromatography.
Concentration:	1 mg/ml
Product Form:	Liquid
Formulation:	Supplied in 10mM Phosphate Buffered Saline; without Sodium Azide and carrier free.
Storage:	Shipped at 4°C. Upon delivery aliquot and store at -20°C. Avoid freeze / thaw cycles.
General Notes:	This monoclonal antibody is also available in a different formulation with BSA and Sodium Azide - Anti-Cytokeratin 18 Antibody [KRT18/2808R] (A249205).
Disclaimer:	This product is for research use only. It is not intended for diagnostic or therapeutic use.

Anti-Cytokeratin 18 Antibody [KRT18/2808R] - BSA and Azide free (A252385)

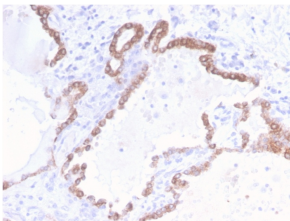
Images:



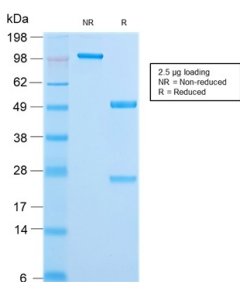
Immunohistochemical analysis of formalin-fixed, paraffin-embedded human thyroid carcinoma using Anti-Cytokeratin 18 Antibody [KRT18/2808R].



Immunohistochemical analysis of formalin-fixed, paraffin-embedded human colon carcinoma using Anti-Cytokeratin 18 Antibody [KRT18/2808R].



Immunohistochemical analysis of formalin-fixed, paraffin-embedded human colon carcinoma using Anti-Cytokeratin 18 Antibody [KRT18/2808R].



SDS-PAGE analysis of Anti-Cytokeratin 18 Antibody [KRT18/2808R] under non-reduced and reduced conditions; showing intact IgG and intact heavy and light chains, respectively. SDS-PAGE analysis confirms the integrity and purity of the antibody.