

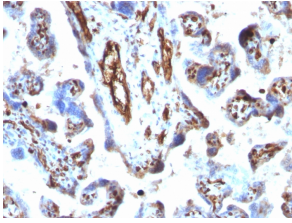
Anti-Moesin Antibody [MSN/491] - BSA and Azide free (A252563)

Specifications:

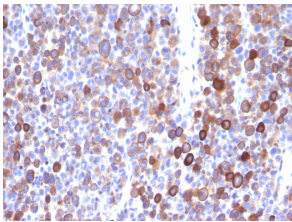
Name:	Anti-Moesin Antibody [MSN/491] - BSA and Azide free
Description:	Mouse monoclonal [MSN/491] antibody to Moesin.
Applications:	Flow Cytometry, IF, WB, IHC-P
Recommended Dilutions:	Flow Cytometry: 1-2 µg/million cells, IF: 2-4 µg/ml, WB: 1-2 µg/ml, IHC-P: 1-2 µg/ml
Reactivity:	Human, Rat
Immunogen:	Recombinant full-length human Moesin protein.
Host:	Mouse
Clonality:	Monoclonal
Clone ID:	MSN/491
Isotype:	IgG1
Light Chains:	kappa
Conjugate:	Unconjugated
Purification:	Protein A/G chromatography.
Concentration:	1 mg/ml
Product Form:	Liquid
Formulation:	Supplied in 10mM Phosphate Buffered Saline; without Sodium Azide and carrier free.
Storage:	Shipped at 4°C. Upon delivery aliquot and store at -20°C. Avoid freeze / thaw cycles.
General Notes:	This monoclonal antibody is also available in a different formulation with BSA and Sodium Azide - Anti-Moesin Antibody [MSN/491] (A249383).
Disclaimer:	This product is for research use only. It is not intended for diagnostic or therapeutic use.

Anti-Moesin Antibody [MSN/491] - BSA and Azide free (A252563)

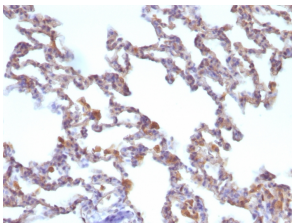
Images:



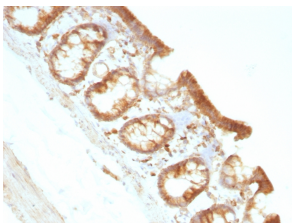
Immunohistochemical analysis of formalin-fixed, paraffin-embedded human placenta using Anti-Moesin Antibody [MSN/491].



Immunohistochemical analysis of formalin-fixed, paraffin-embedded human melanoma using Anti-Moesin Antibody [MSN/491].



Immunohistochemical analysis of formalin-fixed, paraffin-embedded rat lung using Anti-Moesin Antibody [MSN/491].



Immunohistochemical analysis of formalin-fixed, paraffin-embedded rat colon using Anti-Moesin Antibody [MSN/491].