

Anti-MUC4 Antibody [MUC4/3084] - BSA and Azide free (A252608)

Specifications:

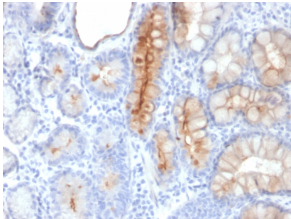
Name:	Anti-MUC4 Antibody [MUC4/3084] - BSA and Azide free
Description:	Mouse monoclonal [MUC4/3084] antibody to MUC4.
Specificity:	The major constituents of mucus, the viscous secretion that covers epithelial surfaces such as those in the trachea, colon, and cervix, are highly glycosylated proteins called mucins. These glycoproteins play important roles in the protection of the epithelial cells and have been implicated in epithelial renewal and differentiation. This gene encodes an integral membrane glycoprotein found on the cell surface, although secreted isoforms may exist. MUC-4 transcripts have been detected in normal respiratory epithelium and lung. MUC-4 is a very specific (100%) and sensitive (90%) marker of lung adenocarcinomas and is negative for mesotheliomas. Reportedly, MUC-4 expression in invasive ductal carcinoma of the pancreas is an independent factor for poor prognosis.
Applications:	IHC-P
Recommended Dilutions:	IHC-P: 1-2 µg/ml
Reactivity:	Human
Immunogen:	Recombinant fragment, around amino acids 1730-1864, of human MUC4 protein. The exact sequence is proprietary.
Host:	Mouse
Clonality:	Monoclonal
Clone ID:	MUC4/3084
Isotype:	IgG1
Light Chains:	kappa
Conjugate:	Unconjugated
Purification:	Protein A/G chromatography.
Concentration:	1 mg/ml
Product Form:	Liquid
Formulation:	Supplied in 10mM Phosphate Buffered Saline; without Sodium Azide and carrier free.
Storage:	Shipped at 4°C. Upon delivery aliquot and store at -20°C. Avoid freeze / thaw cycles.
General Notes:	This monoclonal antibody is also available in a different formulation with BSA and Sodium Azide - Anti-MUC4 Antibody [MUC4/3084] (A249428).

Anti-MUC4 Antibody [MUC4/3084] - BSA and Azide free (A252608)

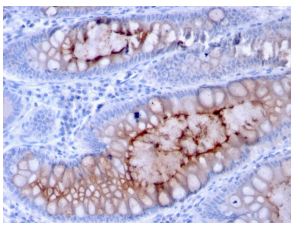
Specifications continued:

Disclaimer: This product is for research use only. It is not intended for diagnostic or therapeutic use.

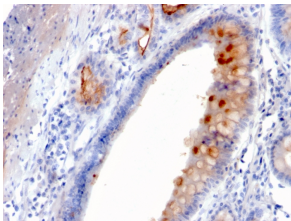
Images:



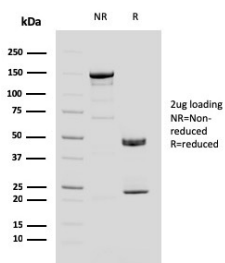
Immunohistochemical analysis of formalin-fixed, paraffin-embedded human gastric carcinoma using Anti-MUC4 Antibody [MUC4/3084].



Immunohistochemical analysis of formalin-fixed, paraffin-embedded human colon carcinoma using Anti-MUC4 Antibody [MUC4/3084].



Immunohistochemical analysis of formalin-fixed, paraffin-embedded human gastric carcinoma using Anti-MUC4 Antibody [MUC4/3084].



SDS-PAGE analysis of Anti-MUC4 Antibody [MUC4/3084] under non-reduced and reduced conditions; showing intact IgG and intact heavy and light chains, respectively. SDS-PAGE analysis confirms the integrity and purity of the antibody.