

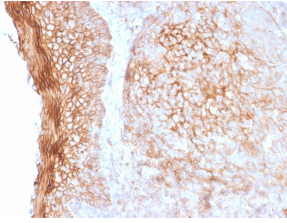
Anti-CD73 Antibody [NT5E/2505] - BSA and Azide free (A252717)

Specifications:

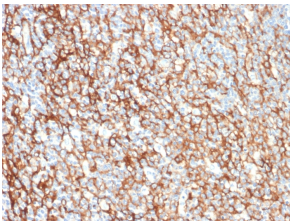
Name:	Anti-CD73 Antibody [NT5E/2505] - BSA and Azide free
Description:	Mouse monoclonal [NT5E/2505] antibody to CD73.
Applications:	WB, Flow Cytometry, IF, IHC-P
Recommended Dilutions:	WB: 1-2 µg/ml, Flow Cytometry: 1-2 µg/million cells, IF: 1-2 µg/ml, IHC-P: 1-2 µg/ml
Reactivity:	Human
Immunogen:	Recombinant full-length human NT5E protein.
Host:	Mouse
Clonality:	Monoclonal
Clone ID:	NT5E/2505
Isotype:	IgG1
Light Chains:	kappa
Conjugate:	Unconjugated
Purification:	Protein A/G chromatography.
Concentration:	1 mg/ml
Product Form:	Liquid
Formulation:	Supplied in 10mM Phosphate Buffered Saline; without Sodium Azide and carrier free.
Storage:	Shipped at 4°C. Upon delivery aliquot and store at -20°C. Avoid freeze / thaw cycles.
General Notes:	This monoclonal antibody is also available in a different formulation with BSA and Sodium Azide - Anti-CD73 Antibody [NT5E/2505] (A249537).
Disclaimer:	This product is for research use only. It is not intended for diagnostic or therapeutic use.

Anti-CD73 Antibody [NT5E/2505] - BSA and Azide free (A252717)

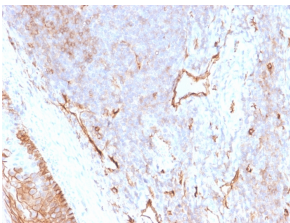
Images:



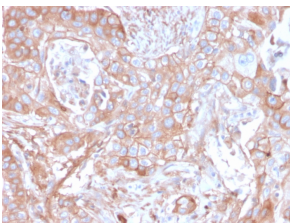
Immunohistochemical analysis of formalin-fixed, paraffin-embedded human tonsil using Anti-CD73 Antibody [NT5E/2505].



Immunohistochemical analysis of formalin-fixed, paraffin-embedded human tonsil using Anti-CD73 Antibody [NT5E/2505].



Immunohistochemical analysis of formalin-fixed, paraffin-embedded human tonsil using Anti-CD73 Antibody [NT5E/2505].



Immunohistochemical analysis of formalin-fixed, paraffin-embedded human colon carcinoma using Anti-CD73 Antibody [NT5E/2505].