

## Anti-TNF alpha Antibody [TNFA/1172] - BSA and Azide free (A254346)

### Specifications:

Name:	Anti-TNF alpha Antibody [TNFA/1172] - BSA and Azide free
Description:	Mouse monoclonal [TNFA/1172] antibody to TNF alpha.
Specificity:	This antibody recognizes human 17-26kDa protein, which is identified as cytokine TNF-alpha (Tumor Necrosis Factor-alpha). TNF-alpha can be expressed as a 17kDa free molecule, or as a 26kDa membrane protein. TNF-alpha is a protein secreted by lipopolysaccharide-stimulated macrophages, and causes tumor necrosis when injected into tumor bearing mice. TNF alpha causes cytolysis of certain transformed cells, being synergistic with interferon gamma in its cytotoxicity. Although it has little effect on many cultured normal human cells, TNF alpha appears to be directly toxic to vascular endothelial cells. Other actions of TNF alpha include stimulating growth of human fibroblasts and other cell lines, activating polymorphonuclear neutrophils and osteoclasts, and induction of interleukin 1, prostaglandin E2 and collagenase production. TNF alpha is currently being evaluated in treatment of certain cancers and AIDS Related Complex.
Applications:	Flow Cytometry, IF, IHC-P
Recommended Dilutions:	Flow Cytometry: 1-2 µg/million cells, IF: 1-2 µg/ml, IHC-P: 2-4 µg/ml
Reactivity:	Human, Rat
Immunogen:	Recombinant full-length human TNF alpha protein.
Host:	Mouse
Clonality:	Monoclonal
Clone ID:	TNFA/1172
Isotype:	IgM
Light Chains:	kappa
Conjugate:	Unconjugated
Concentration:	1 mg/ml
Product Form:	Liquid
Formulation:	Supplied in 10mM Phosphate Buffered Saline; without Sodium Azide and carrier free.
Storage:	Shipped at 4°C. Upon delivery aliquot and store at -20°C. Avoid freeze / thaw cycles.
General Notes:	This monoclonal antibody is also available in a different formulation with BSA and Sodium Azide - Anti-TNF alpha Antibody [TNFA/1172] (A251069).

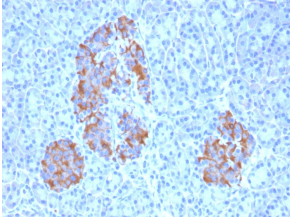
## Anti-TNF alpha Antibody [TNFA/1172] - BSA and Azide free (A254346)

### Specifications continued:

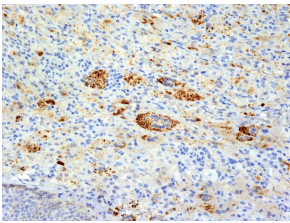
#### Disclaimer:

This product is for research use only. It is not intended for diagnostic or therapeutic use.

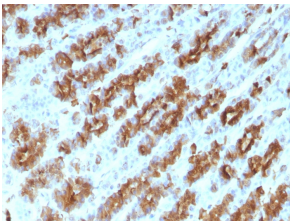
### Images:



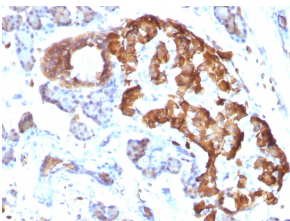
Immunohistochemical analysis of formalin-fixed, paraffin-embedded human pancreas using Anti-TNF alpha Antibody [TNFA/1172].



Immunohistochemical analysis of formalin-fixed, paraffin-embedded human Erdheim-Chester disease, also known as xanthogranuloma, using Anti-TNF alpha Antibody [TNFA/1172].



Immunohistochemical analysis of formalin-fixed, paraffin-embedded rat stomach using Anti-TNF alpha Antibody [TNFA/1172].



Immunohistochemical analysis of formalin-fixed, paraffin-embedded rat pancreas using Anti-TNF alpha Antibody [TNFA/1172].