

## Anti-Myeloperoxidase Antibody [MPO/7118] - BSA and Azide free (A278303)

### Specifications:

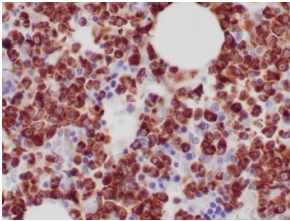
Name:	Anti-Myeloperoxidase Antibody [MPO/7118] - BSA and Azide free
Description:	Mouse monoclonal [MPO/7118] antibody to Myeloperoxidase.
Specificity:	Myeloperoxidase (MPO) also called the peroxidase (POD), is an important marker of bone marrow cells. It is one of the members of the family of heme peroxidase super existing in myeloid cells (mainly neutrophils and monocytes of aniline blue particles). With the deepening of the research on MPO, MPO gene polymorphism has been found to lead to individual for some disease susceptibility differences, with a variety of human development is closely related to the occurrence of diseases. The antibody reacts with neutrophil granulocytes and monocytes in blood and with precursors of granulocytes in the bone marrow. The antibody is useful as an aid for classification of neoplastic tissue, i.e. myeloblasts and immature myeloid cells of acute myelogenous leukemia, progranulocytic leukemia, monomyelocytic leukemia, erythroleukemia and myeloblastoma.
Applications:	WB, IHC-P
Recommended Dilutions:	WB: 1-2 µg/ml, IHC-P: 1-2 µg/ml
Reactivity:	Human
Immunogen:	Recombinant fragment corresponding to human Myeloperoxidase. The exact sequence is proprietary.
Host:	Mouse
Clonality:	Monoclonal
Clone ID:	MPO/7118
Isotype:	IgG2a
Light Chains:	kappa
Conjugate:	Unconjugated
Purification:	Protein A/G chromatography.
Concentration:	1 mg/ml
Product Form:	Liquid
Formulation:	Supplied in 10mM Phosphate Buffered Saline; without Sodium Azide and carrier free.
Storage:	Shipped at 4°C. Upon delivery aliquot and store at -20°C. Avoid freeze / thaw cycles.
General Notes:	This monoclonal antibody is also available in a different formulation with BSA and Sodium Azide - Anti-Myeloperoxidase Antibody [MPO/7118] (A277715).

# Anti-Myeloperoxidase Antibody [MPO/7118] - BSA and Azide free (A278303)

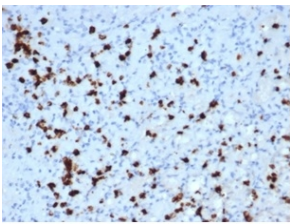
Specifications continued:

Disclaimer: This product is for research use only. It is not intended for diagnostic or therapeutic use.

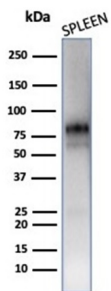
Images:



Immunohistochemical analysis of formalin-fixed, paraffin-embedded human bone marrow tissue using Anti-Myeloperoxidase Antibody [MPO/7118].



Immunohistochemical analysis of formalin-fixed, paraffin-embedded human bone marrow tissue using Anti-Myeloperoxidase Antibody [MPO/7118].



Western blot analysis of human spleen tissue lysate using Anti-Myeloperoxidase Antibody [MPO/7118].