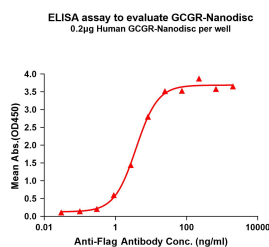


Synthetic Nanodisc Human Glucagon Receptor Protein (A318426)

Specifications:

Name:	Synthetic Nanodisc Human Glucagon Receptor Protein
Description:	Synthetic nanodiscs offer a stable and biologically relevant environment that closely mimics cell membranes and enables full-length transmembrane human Glucagon Receptor protein to be purified and analysed in vitro.
Applications:	ELISA, SDS-PAGE
Expression System:	HEK293 cells
Nature:	Synthetic
Protein Species:	Human
Protein Length:	Full length protein.
Molecular Weight:	Full length human Glucagon Receptor protein has a MW of 54.0 kDa.
Conjugate:	Unconjugated
Product Form:	Lyophilized
Concentration:	Reconstitution dependent.
Formulation:	Lyophilized from nanodisc solubilization buffer (20mM Tris-HCl, 150mM NaCl, pH 8.0). Normally 5%-8% Trehalose is added as a protectant before lyophilization.
Storage:	Shipped at 4°C. Lyophilized: Store at -20°C to -80°C. Reconstituted: Aliquot and store at -80°C. Product is stable for one year. Avoid freeze/thaw cycles.
Disclaimer:	This product is for research use only. It is not intended for diagnostic or therapeutic use.

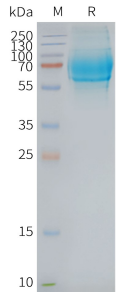
Images:



ELISA plates were pre-coated with Synthetic Nanodisc Human Glucagon Receptor Protein (A318426) (0.2 µg/well). Serial diluted Anti-Flag Tag Antibody solutions were added, washed, and incubated with secondary antibody before ELISA reading. From this data, the EC50 for Anti-Flag Tag Antibody binding with GCGR-Nanodisc is 3.800 µg/ml.

Synthetic Nanodisc Human Glucagon Receptor Protein (A318426)

Images continued:



Synthetic Nanodisc Human Glucagon Receptor Protein (A318426) on SDS-PAGE under reducing conditions.

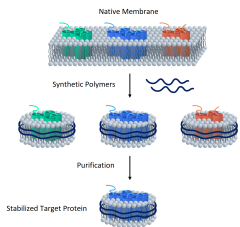


Diagram showing how synthetic nanodiscs containing full-length multi-pass transmembrane proteins in a phospholipid bilayer are generated from native cell membranes.