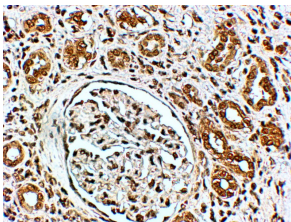


Anti-VPS41 Antibody (A83323)

Specifications:

Name:	Anti-VPS41 Antibody
Description:	Goat polyclonal antibody to VPS41.
Applications:	ELISA, IHC
Reactivity:	Human
Immunogen:	Synthetic peptide corresponding to Human VPS41 (internal region).
Sequence:	C-DHLKKDSQNKTLK
Host:	Goat
Clonality:	Polyclonal
Isotype:	IgG
Conjugate:	Unconjugated
Purification:	Purified from goat serum by ammonium sulphate precipitation followed by antigen affinity chromatography using the immunizing peptide.
Concentration:	100 µg at 0.5 mg/ml.
Product Form:	Liquid
Formulation:	Supplied in Tris Buffered Saline, pH 7.30, with 0.02% Sodium Azide and 0.5% BSA.
Storage:	Shipped at 4°C. Upon delivery aliquot and store at -20°C. Avoid freeze / thaw cycles.
Disclaimer:	This product is for research use only. It is not intended for diagnostic or therapeutic use.

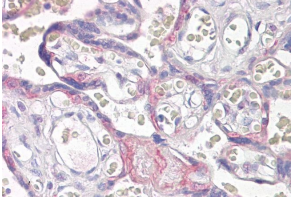
Images:



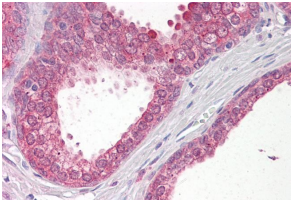
Anti-VPS41 Antibody (A83323) (4µg/ml) staining of paraffin embedded Human Kidney. Steamed antigen retrieval with citrate buffer pH 6, HRP-staining. Similar results were obtained after antigen retrieval at pH 9.

Anti-VPS41 Antibody (A83323)

Images continued:



Anti-VPS41 Antibody (A83323) (3.75µg/ml) staining of paraffin embedded Human Placenta. Steamed antigen retrieval with citrate buffer pH 6, AP-staining.



Anti-VPS41 Antibody (A83323) (3.75µg/ml) staining of paraffin embedded Human Prostate. Steamed antigen retrieval with citrate buffer pH 6, AP-staining.