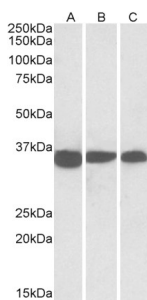


Anti-PCNA Antibody (A83563)

Specifications:

Name:	Anti-PCNA Antibody
Description:	Goat polyclonal antibody to PCNA.
Applications:	ELISA, WB, EIA
Reactivity:	Human, Mouse, Rat, Porcine
Immunogen:	Synthetic peptide corresponding to Human PCNA (internal region).
Sequence:	C-EAPNQEKVSDYE
Host:	Goat
Clonality:	Polyclonal
Isotype:	IgG
Conjugate:	Unconjugated
Purification:	Purified from goat serum by ammonium sulphate precipitation followed by antigen affinity chromatography using the immunizing peptide.
Concentration:	100 µg at 0.5 mg/ml.
Product Form:	Liquid
Formulation:	Supplied in Tris Buffered Saline, pH 7.30, with 0.02% Sodium Azide and 0.5% BSA.
Storage:	Shipped at 4°C. Upon delivery aliquot and store at -20°C. Avoid freeze / thaw cycles.
Disclaimer:	This product is for research use only. It is not intended for diagnostic or therapeutic use.

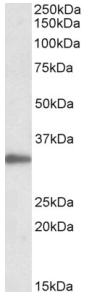
Images:



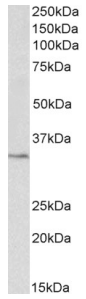
Anti-PCNA Antibody (A83563) (0.03µg/ml) staining of NIH3T3 (A), Mouse Testis (B) and Rat Testis (C) lysates (35µg protein in RIPA buffer). Primary incubation was 1 hour. Detected by chemiluminescence.

Anti-PCNA Antibody (A83563)

Images continued:



Anti-PCNA Antibody (A83563) (0.05 μ g/ml) staining of Jurkat lysate (35 μ g protein in RIPA buffer). Primary incubation was 1 hour. Detected by chemiluminescence.



Anti-PCNA Antibody (A83563) (0.3 μ g/ml) staining of Pig Spleen lysate (35 μ g protein in RIPA buffer). Primary incubation was 1 hour. Detected by chemiluminescence.