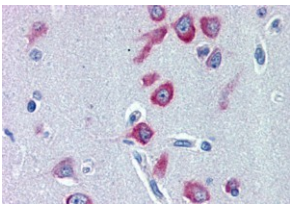


Anti-PCK1 Antibody (A84132)

Specifications:

Name:	Anti-PCK1 Antibody
Description:	Goat polyclonal antibody to PCK1.
Applications:	ELISA, IHC
Reactivity:	Human
Immunogen:	Synthetic peptide corresponding to Human PCK1 (internal region).
Sequence:	C-HVNWFRKDKEGK
Host:	Goat
Clonality:	Polyclonal
Isotype:	IgG
Conjugate:	Unconjugated
Purification:	Purified from goat serum by ammonium sulphate precipitation followed by antigen affinity chromatography using the immunizing peptide.
Concentration:	100 µg at 0.5 mg/ml.
Product Form:	Liquid
Formulation:	Supplied in Tris Buffered Saline, pH 7.30, with 0.02% Sodium Azide and 0.5% BSA.
Storage:	Shipped at 4°C. Upon delivery aliquot and store at -20°C. Avoid freeze / thaw cycles.
Disclaimer:	This product is for research use only. It is not intended for diagnostic or therapeutic use.

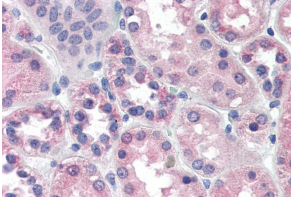
Images:



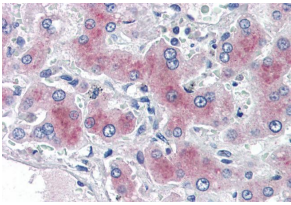
Anti-PCK1 Antibody (A84132) (2µg/ml) staining of paraffin embedded Human Cerebral Cortex. Steamed antigen retrieval with citrate buffer pH 6, AP-staining.

Anti-PCK1 Antibody (A84132)

Images continued:



Anti-PCK1 Antibody (A84132) (2 μ g/ml) staining of paraffin embedded Human Kidney. Steamed antigen retrieval with citrate buffer pH 6, AP-staining.



Anti-PCK1 Antibody (A84132) (2 μ g/ml) staining of paraffin embedded Human Liver. Steamed antigen retrieval with citrate buffer pH 6, AP-staining.