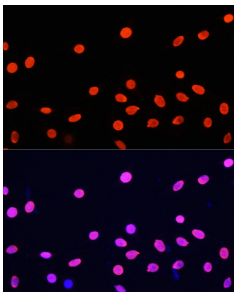


Anti-Histone H4 Antibody (A91698)

Specifications:

Name:	Anti-Histone H4 Antibody
Description:	Rabbit polyclonal antibody to Histone H4.
Applications:	WB, ICC/IF
Recommended Dilutions:	WB: 1:500-1:2,000, ICC/IF: 1:50-1:200
Reactivity:	Human, Mouse, Rat
Immunogen:	A synthetic monomethylated peptide around R3 of human Histone H4?? (NP_003529.1).
Sequence:	SGRGK
Host:	Rabbit
Clonality:	Polyclonal
Isotype:	IgG
Conjugate:	Unconjugated
Purification:	Affinity purification.
Molecular Weight:	11 kDa
Product Form:	Liquid
Formulation:	Supplied in Phosphate Buffered Saline, pH 7.3, with 50% Glycerol and 0.01% Thiomersal.
Storage:	Shipped at 4°C. Upon delivery aliquot and store at -20°C. Avoid freeze / thaw cycles.
Disclaimer:	This product is for research use only. It is not intended for diagnostic or therapeutic use.

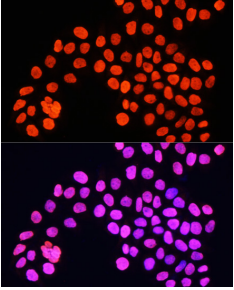
Images:



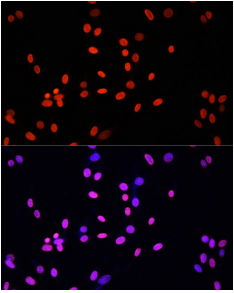
Immunofluorescence analysis of C6 cells using Anti-Histone H4 Antibody (A91698) at a dilution of 1:100. DAPI was used to stain the cell nuclei (blue).

Anti-Histone H4 Antibody (A91698)

Images continued:



Immunofluorescence analysis of HeLa cells using Anti-Histone H4 Antibody (A91698) at a dilution of 1:100. DAPI was used to stain the cell nuclei (blue).



Immunofluorescence analysis of NIH/3T3 cells using Anti-Histone H4 Antibody (A91698) at a dilution of 1:100. DAPI was used to stain the cell nuclei (blue).