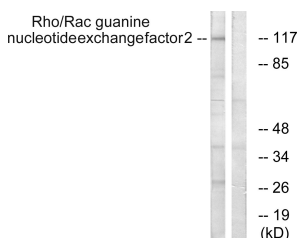


Anti-Rac Guanine Nucleotide Exchange Factor 2 Antibody (A93579)

Specifications:

| | |
|------------------------|--|
| Name: | Anti-Rac Guanine Nucleotide Exchange Factor 2 Antibody |
| Description: | Rabbit polyclonal antibody to Rac Guanine Nucleotide Exchange Factor 2. |
| Applications: | WB, ELISA |
| Recommended Dilutions: | IHC: 1:50-1:100, ELISA: 1:1000 |
| Reactivity: | Human, Mouse, Rat |
| Immunogen: | Synthetic peptide derived from human Rho/Rac Guanine Nucleotide Exchange Factor 2 (amino acids 851-900). |
| Host: | Rabbit |
| Clonality: | Polyclonal |
| Isotype: | IgG |
| Conjugate: | Unconjugated |
| Purification: | Purified from rabbit serum by antigen affinity chromatography using the immunizing phospho peptide. |
| Molecular Weight: | 111kDa |
| Product Form: | Liquid |
| Formulation: | Supplied in Phosphate Buffered Saline (without Mg ²⁺ and Ca ²⁺), pH 7.4, with 150mM NaCl, 0.02% Sodium Azide, and 50% Glycerol. |
| Storage: | Shipped at 4°C. Upon delivery aliquot and store at -20°C. Avoid freeze / thaw cycles. |
| Disclaimer: | This product is for research use only. It is not intended for diagnostic or therapeutic use. |

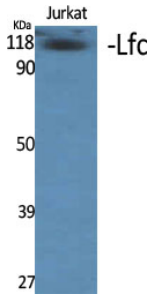
Images:




Western blot analysis of lysates from NIH/3T3 cells using Anti-Rac Guanine Nucleotide Exchange Factor 2 Antibody. The right hand lane represents a negative control, where the antibody is blocked by the immunising peptide.

Anti-Rac Guanine Nucleotide Exchange Factor 2 Antibody (A93579)

Images continued:



Western blot analysis of various cells using Anti-Rac Guanine Nucleotide Exchange Factor 2 Antibody.



Western blot analysis of HT29 cells using Anti-Rac Guanine Nucleotide Exchange Factor 2 Antibody.