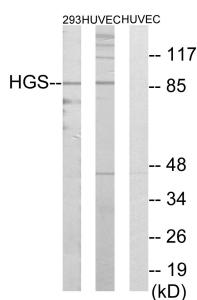


Anti-HGS Antibody (A95484)

Specifications:

Name:	Anti-HGS Antibody
Description:	Rabbit polyclonal antibody to HGS.
Applications:	WB, IHC, IF, ELISA
Recommended Dilutions:	WB: 1:500-1:1000, IHC: 1:50-1:100, IF: 1:100-1:500, ELISA: 1:40000
Reactivity:	Human, Mouse, Rat
Immunogen:	Synthetic peptide derived from human HGS (amino acids 451-500).
Host:	Rabbit
Clonality:	Polyclonal
Isotype:	IgG
Conjugate:	Unconjugated
Purification:	Purified from rabbit serum by antigen affinity chromatography using the immunizing peptide.
Molecular Weight:	86kDa
Product Form:	Liquid
Formulation:	Supplied in Phosphate Buffered Saline (without Mg ²⁺ and Ca ²⁺), pH 7.4, with 150mM NaCl, 0.02% Sodium Azide, and 50% Glycerol.
Storage:	Shipped at 4°C. Upon delivery aliquot and store at -20°C. Avoid freeze / thaw cycles.
Disclaimer:	This product is for research use only. It is not intended for diagnostic or therapeutic use.

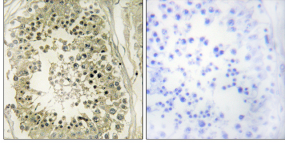
Images:



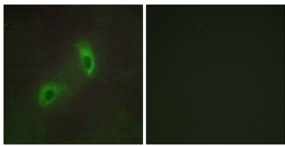
Western blot analysis of lysates from 293 and HUVEC cells using Anti-HGS Antibody. The right hand lane represents a negative control, where the antibody is blocked by the immunising peptide.

Anti-HGS Antibody (A95484)


Images continued:



Immunohistochemical analysis of paraffin-embedded human testis tissue using Anti-HGS Antibody. The right hand panel represents a negative control, where the antibody was pre-incubated with the immunising peptide.



Immunofluorescence analysis of HUVEC cells using Anti-HGS Antibody. The right hand panel represents a negative control, where the antibody was pre-incubated with the immunising peptide.



Western blot analysis of various cells using Anti-HGS Antibody.