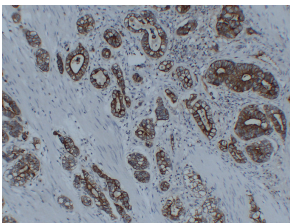


Anti-Cytokeratin 8 Antibody [ABT-CK8] (A96295)

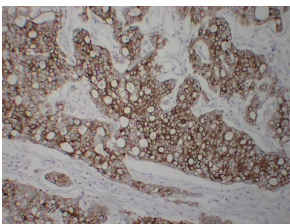
Specifications:

Name:	Anti-Cytokeratin 8 Antibody [ABT-CK8]
Description:	Mouse monoclonal (ABT-CK8) antibody to Cytokeratin 8.
Applications:	IHC, WB
Reactivity:	Human
Immunogen:	Synthetic peptide derived from human Cytokeratin 8.
Host:	Mouse
Clonality:	Monoclonal
Clone ID:	ABT-CK8
Isotype:	IgG
Conjugate:	Unconjugated
Purification:	Immunogen affinity purified.
Product Form:	Liquid
Formulation:	Supplied in Tris Buffered Saline with 0.5% Bovine Serum Albumin and 0.1% Kathon CG/ICP.
Disclaimer:	This product is for research use only. It is not intended for diagnostic or therapeutic use.

Images:



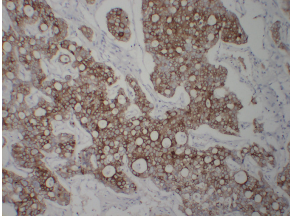
Immunohistochemical analysis of paraffin-embedded human Gastric adenocarcinoma using Anti-Cytokeratin 8 Antibody.



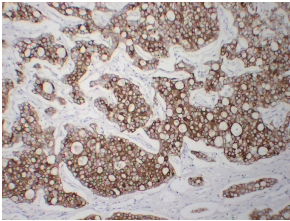
Immunohistochemical analysis of paraffin-embedded human Hepatocellular carcinoma using Anti-Cytokeratin 8 Antibody.

Anti-Cytokeratin 8 Antibody [ABT-CK8] (A96295)

Images continued:



Immunohistochemical analysis of paraffin-embedded human Hepatocellular carcinoma using Anti-Cytokeratin 8 Antibody.



Immunohistochemical analysis of paraffin-embedded human Hepatocellular carcinoma using Anti-Cytokeratin 8 Antibody.