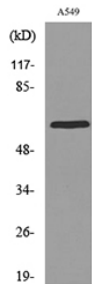


Anti-PDIA3 Antibody (A97355)

Specifications:

Name:	Anti-PDIA3 Antibody
Description:	Rabbit polyclonal antibody to PDIA3.
Applications:	WB, ELISA
Recommended Dilutions:	WB: 1:500-1:1000, ELISA: 1:10000
Reactivity:	Human, Mouse, Rat
Immunogen:	Synthetic peptide derived from the Internal region of human PDIA3 (amino acids 111-160).
Host:	Rabbit
Clonality:	Polyclonal
Isotype:	IgG
Conjugate:	Unconjugated
Purification:	The antibody was affinity-purified from rabbit antiserum by affinity-chromatography using peptide.
Molecular Weight:	56kDa
Product Form:	Liquid
Formulation:	Supplied in Phosphate Buffered Saline (without Mg ²⁺ and Ca ²⁺), pH 7.4, with 150mM NaCl, 0.02% Sodium Azide, and 50% Glycerol.
Storage:	Shipped at 4°C. Upon delivery aliquot and store at -20°C. Avoid freeze / thaw cycles.
Disclaimer:	This product is for research use only. It is not intended for diagnostic or therapeutic use.

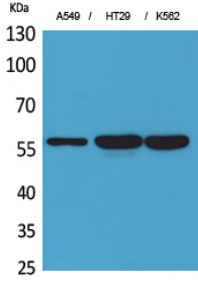
Images:



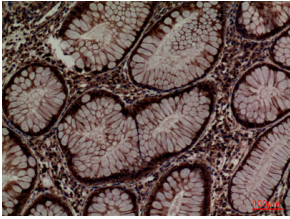
Western blot analysis of lysate from A549 cells using Anti-PDIA3 Antibody.

Anti-PDIA3 Antibody (A97355)

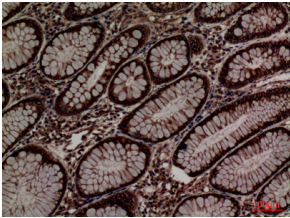
Images continued:



Western blot analysis of A549, HT29, K562 cells using Anti-PDIA3 Antibody.



Immunohistochemical analysis of paraffin-embedded human colon using Anti-PDIA3 Antibody.



Immunohistochemical analysis of paraffin-embedded human colon using Anti-PDIA3 Antibody.